

## OPTIONAL EQUIPMENT

### STANDARD ON ALL DONKEYS

- SIDE SHIFT
- SUSPENSION SEAT

### ATTACHMENTS

- PUSH-OFF
- BIG ROLL LAYER
- PALLETLESS FORK SYSTEM
- DOUBLE REACH
- SPECIAL USE FORKS

### UPGRADES

- TURBOCHARGED ENGINES
- LARGE CAPACITY PUMP\*\*
- MANUAL FUEL SHUT OFF
- ON-DEMAND THIRD WHEEL DRIVE\*
- FOUR WHEEL
- WIDE LOAD SPACING
- LOW PROFILE
- FORK POSITIONER
- SALT/CORROSION PACKAGE
- HIGH GROUND CLEARANCE\*
- TERRA\*, FLOAT, NARROW TIRES

### MOUNTS

- FIXED
- REMOVABLE
- RETRACTABLE
- ALUMINUM TRAILER
- DECK TOP

### ACCESSORIES

- HORN
- STROBE
- SMART BACK-UP ALARM\*
- LUMBER REST
- LOAD BACK REST
- HYDRAULIC WINCH
- TIE DOWN HOOKS

Availability of options depends on specific model

\*Standard on M13-5K

\*\*4 Cylinder Engine only.



### BURRO®

For smaller jobs on improved terrain, ask about our BURRO Truck Carried Forklift. Lifts 3,000 pounds to 65", 1,400 pounds operating weight.



CALL FOR THE NAME OF YOUR NEAREST DEALER

### QUALITY CORPORATION

2401 SOUTH DELAWARE  
DENVER, CO 80223

800 383 3018  
303 777 6861  
303 777 6488 FAX  
info@donkeyforklift.com  
www.donkeyforklift.com

# DONKEY



## TRUCK CARRIED FORKLIFTS



LOW OPERATING WEIGHT

LOW-PRESSURE HYDRAULICS

SUITABLE FOR SINGLE-AXLE TRUCKS

LARGE OPERATOR COMPARTMENT

HIGH TRAVEL SPEED

FOOL-PROOF MOUNTING SYSTEM

EASY TO OPERATE

POWER STEERING

EASY TO MAINTAIN

SIMPLE DESIGN




Intelligent use of aluminum on scissor units keeps weight low and strength high. Pallet, lumber, brick or other specialty forks available.




The optional on-demand third wheel drive increases gradeability, traction, and sharp turn capability. (Standard on M13-5K)



The standard load space accommodates most material. Wide load spacing is available to fit your needs.



Large, automotive-style disc brakes on both front tires provide impressive stopping ability. The final drive is industrial grade chain in a sealed oil bath. Simple design, easy to maintain, trouble-free operation




Conventional throttle pedal for speed, brake pedal for stopping, shift lever for directional control make the Donkey easy to operate. Centered driver offers superb visibility. Operator's compartment is spacious enough for large operators.



Flotation tires (left) for delicate terrain, terra tread (middle) for improved traction, standard (right) for normal use.



The optional two-stage mast offers picture window visibility, improves operator efficiency, and minimizes product damage.



Detachable mount is used for lumber dump bed trucks and for zero clearance requirements at loading docks. Installed weight approximately 300 pounds.



LED lights for increased safety and reliability.

## SPECIFICATIONS

MODEL	D12-3K	D12-4K	D12-4CH (Container Handler)	M13-5K
Load Capacity @ 24" load center	3,000	4,000	4,000 3,400 @ 48"	5,000
Engine, liquid cooled Kubota diesel	D1105	D1105	D1105	V1505
Horsepower	25	25	25	33
Optional Engines	D1105T - V1505 - V1505T			V1505T
Horsepower	32 33 42	32 33 42	32 33 42	42
Wheels Driven Standard	2	2	2	3
	Opt 3WD	Opt 3WD	Opt 3WD	
Side Shift	STD 4"	STD 4"	STD 4"	STD 4"
Load Space Standard	53"	53"	64"	59"
Load Space Optional	59"/64"	59"/64"	59"	64"/68"
Transmission	GM Hydra-matic	GM Hydra-matic	GM Hydra-matic	GM Hydra-matic
Brakes	Automotive Disc	Automotive Disc	Automotive Disc	Automotive Disc
Standard Drive Tires	27x10.5x15	27x10.5x15	27x10.5x15	29x12.5x15
Standard Steer Tire	23x10.5x12	23x10.5x12	23x10.5x12	26x12x15
Max. Fork Height Standard Mast	70"	70"	70"	70"
Overall Lowered Height	97"	97"	97"	100.5"
Approximate Weight	3,100 lb.	3,200 lb.	3,400 lb.	3,900 lb.
Optional Masts	single stage two stage	82", 88" 67", 72", 96", 120"	82", 88" 67", 72", 96", 120"	82", 88" 72", 96", 120"
Gradeability, two-wheel drive	32%	32%	32%	32%
Speed	15 mph	15 mph	15 mph	15 mph
Tilt forward/backward Standard	7/8	7/8	7/8	10/10
Scissors Reach	single stage two stage	27" 35"	27" 35"	36" n/a 35"
Overall Width Standard	80"	80"	91"	89"
Overall Length without forks	96.5"	96.5"	104.5"	99.5"
Overhang	66.5"	66.5"	67.5"	70"
Length Under Transport	30"	30"	37"	31"
Ground Clearance	6"	6"	6"	9.5"
Outside Turning Radius	80"	80"	91"	89"

All specifications subject to change without notice or obligation.

## DISMOUNT AND AT WORK IN UNDER 30 SECONDS

